

# Brantford

*by* **REFRIGERATORS**


**RUDDY**

**RUDDY**  
MANUFACTURING CO. LIMITED  
BRANTFORD, CANADA.





Where Brantford Refrigerators are Made



The Buildings and Plant of  
**Ruddy Manufacturing Company Limited**  
BRANTFORD - ONTARIO - CANADA  
*The Largest Refrigerator Manufacturers in the British Empire.*

## *Facts about Ruddy Manufacturing Company Limited*

---

**O**UR business was started in a very modest way in 1892 in a small shop, size 40 feet by 80 feet, on the site of our present plant. The business grew and soon the small shop was enlarged by the addition of a wing. An enviable reputation for well-made goods and honest dealing was built up, with the inevitable result that year by year the business increased, and, of course, the factory had to be enlarged and new buildings added from time to time. The recent addition of a new set of buildings now brings the complete plant to its present extensive size. We are the largest refrigerator manufacturers in the British Empire, covering over 11½ acres of ground, and the total floor space of the factories amounts to over 357,500 square feet. A glance at the photograph on the opposite page will convey some idea of the size of our works. Equipped with the most modern and up-to-date machinery, we are turning out finer products than ever before. Our engineering department carefully watches each process for methods of improvement. Our inspectors guard against the slightest imperfection in materials and workmanship, insuring that each refrigerator is sent to you in perfect condition.

Our Company is a purely Canadian enterprise, and is owned and controlled entirely by Canadians. Our employees are all Britishers, many of whom came out from the British Isles, the rest being Canadians of British descent.

Our history is a record of years of honest, painstaking effort to build good refrigerators. Our policy has always been to give our customers more than they expect—to treat them in each transaction in such a way that they will come back to us again. We are a friendly firm—we like and respect our customers and want them to like and respect us.

This catalogue introduces several new models, in accordance with the latest trend of refrigerator style and design. We trust you will carefully read the following pages, and when the refrigerator season again comes around, we hope to be favoured with a continuance of your patronage and support.

We wish to thank all our friends of the trade and express our appreciation of the pleasant business relations which have existed between us, and which we trust will continue far on into the future.

**RUDDY MANUFACTURING COMPANY LIMITED.**

**Brantford, Canada.**

## To the Trade

**W**E have pleasure in tendering you our latest catalogue of Brantford Refrigerators, which we hope will be of assistance to you in selling our line for the coming season. You will note the addition of several models both in the **WOOD** and **STEEL** lines, so that we have a much larger range to offer than ever before.

### *Free Advertising Service*

It will be a great help to you if you take advantage of our offer of free sales literature and advertising engravings. Our publicity department has prepared several attractive, forceful booklets and folders, and we will gladly supply you with quantities of any or all for you to hand or mail to your prospective customers. We also maintain a free service for electros, stereotypes, etc., and will supply you free with engravings for your newspaper, catalogue or booklet advertising. When ordering engravings please specify if for newspaper or coated paper use.

Write to us for illustrations of our engravings, and samples of our literature, and after you have made your selection kindly advise us what quantity of each you require.

### *Care of a Refrigerator*

We want our customers to be satisfied and so do you. Many times complaints occur because simple directions for use are disregarded by the purchaser. In every Brantford Refrigerator we supply a complete list of directions for use which can be understood by anyone. We suggest that when you sell a Refrigerator your salesman makes a point of going over these directions with the customer, emphasizing the importance of following the directions. This precaution will prevent complaints and add prestige to your store.

# Brantford Refrigerators

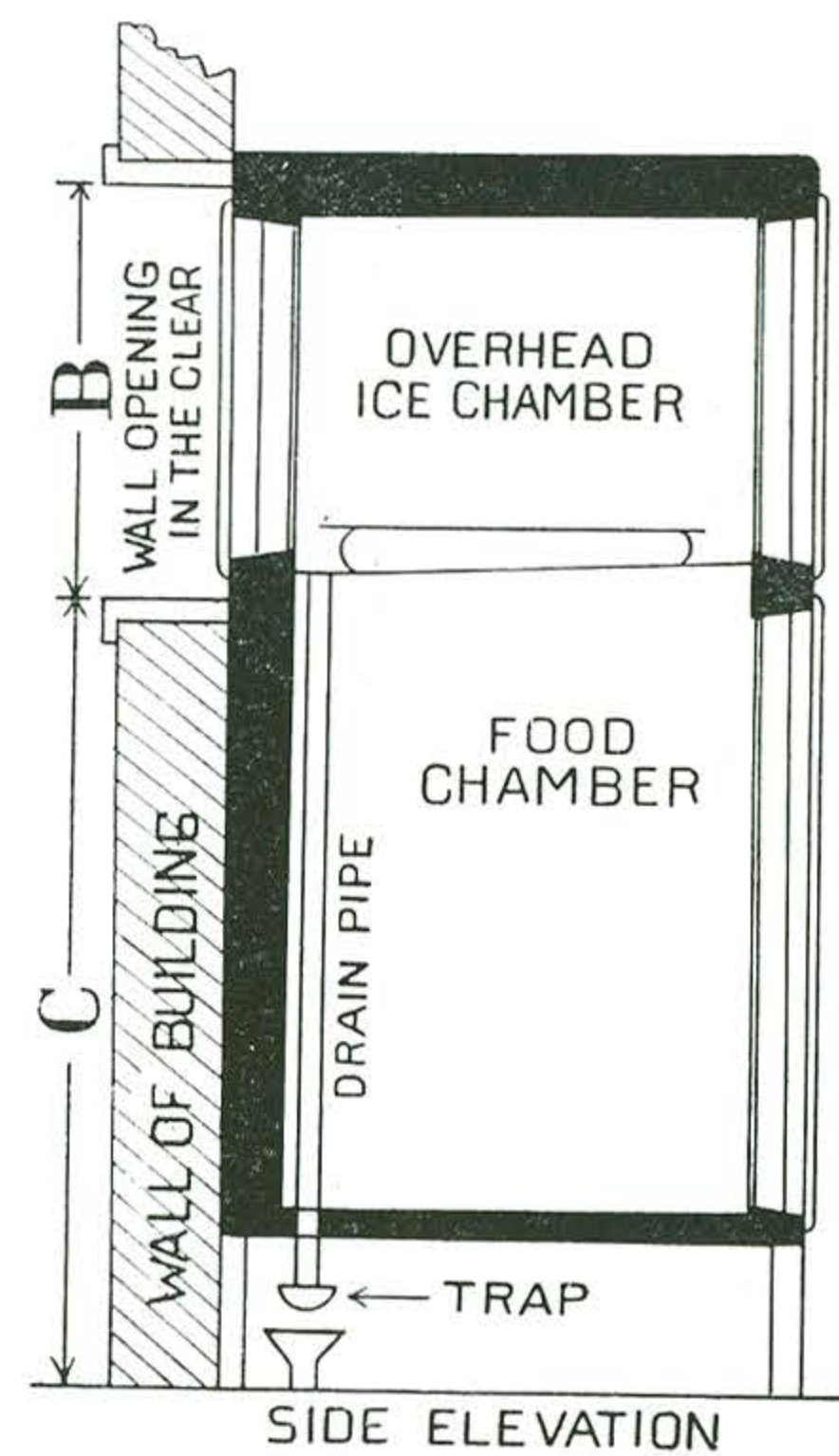
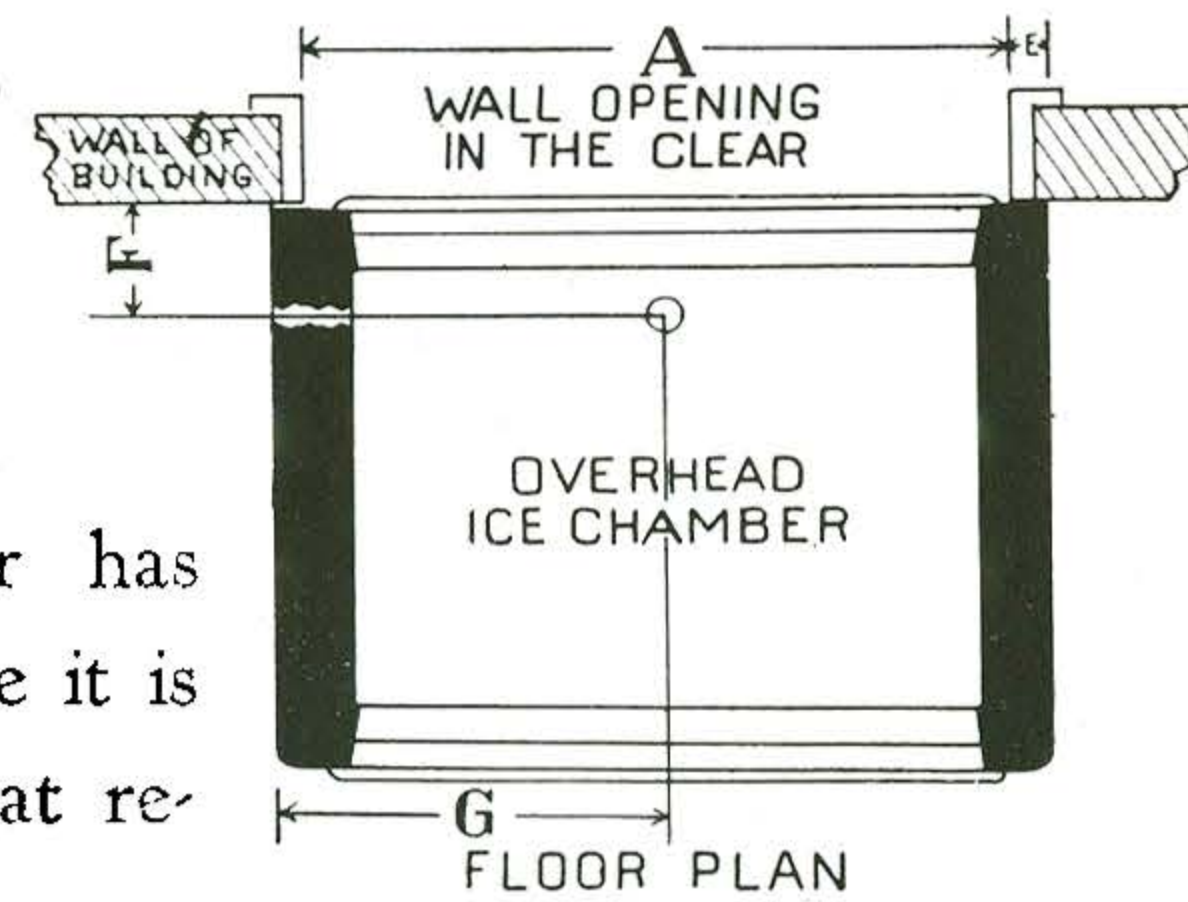
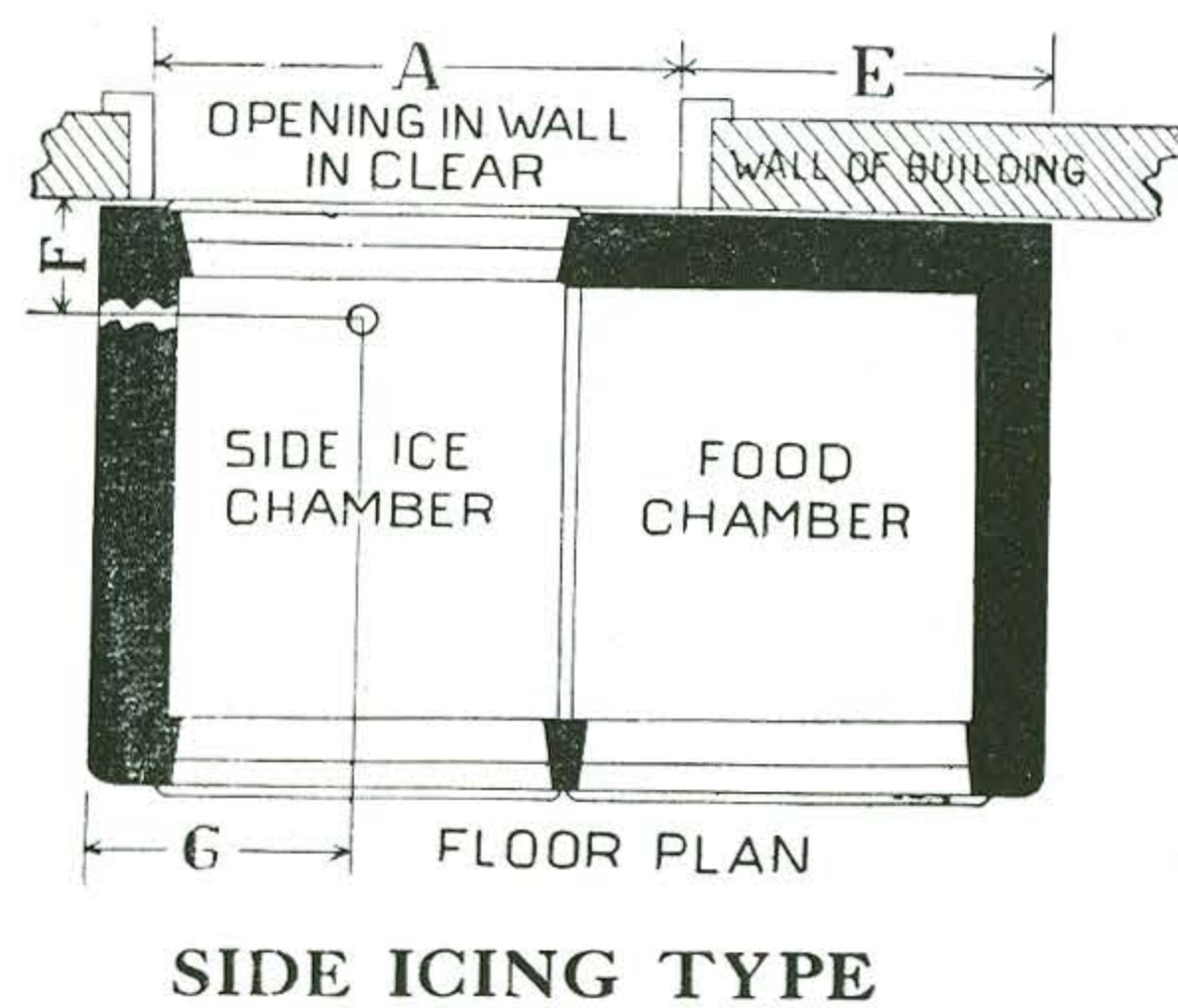
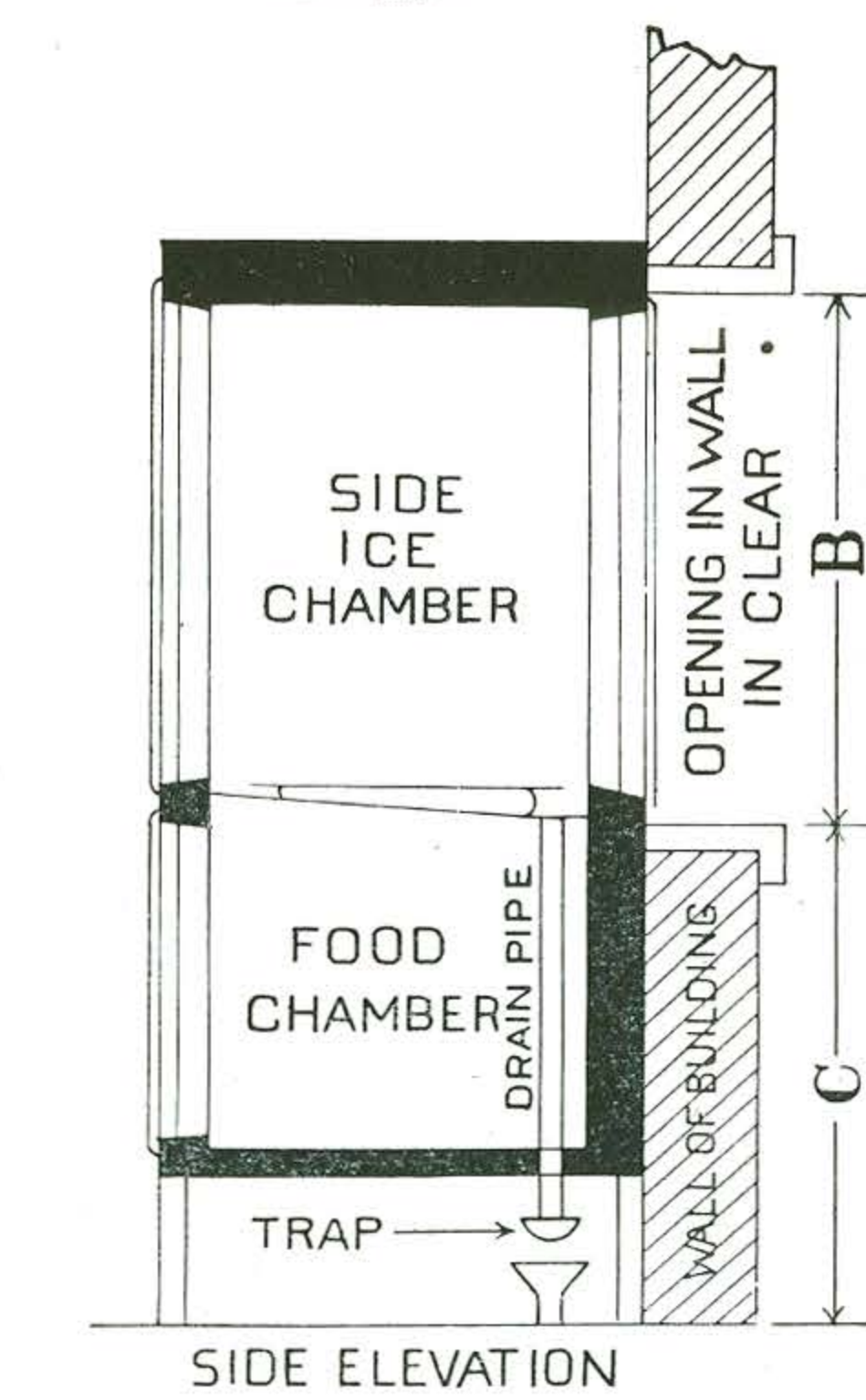


## Brantford Refrigerators with Rear-Icing Door for Outside Icing

Many houses are now built with an opening in the wall so that the refrigerator may be iced from the outside. For this purpose we furnish Brantford Refrigerators with a rear door to the ice chamber, so the ice man can fill it without entering the house, whether anyone is home or not.

Any architect can make provisions in his plans, or any carpenter can make suitable wall openings from the table shown opposite. After the refrigerator has been selected and the place where it is to stand determined upon, all that remains to be done is to have the opening made, in the case of a building already completed, or provision made in the plans of one being constructed. A frame and door can be made by any carpenter to fit the opening. The inside dimensions of the frame must coincide with the table shown opposite.

We will gladly quote a price on putting rear-icing door in any of our refrigerators listed in the accompanying table.



TOP FRONT ICING TYPE

Table to Determine Position of Opening in Wall

Directions are taken from a position facing the front of the Refrigerator. If no casters are desired, deduct 2" from "C" on all Refrigerators. Inside dimensions of the frame to coincide with this table.

Type	No.	Width of opening in Wall of building in the clear A	Height of opening in Wall of building in the clear B	Distance from floor to bottom of opening in wall C	Distance from right hand end of refrigerator to opening in wall E	Distance from back of refrigerator to centre of drain pipe F	Distance from left hand end of refrigerator to centre of drain pipe G
Steel Clad . .	850	20	23½	20¼	13	4¼	9½
	860 or 821	22	24	22½	15	4¼	10
	880 or 823	23¾	27	25	17	4¼	10½
	865	22	15¼	26⅞	⅞	3	11
	867	24	16¾	28⅞	⅞	3	12⅞
Glacier . . . .	869	27½	19¾	31⅞	⅞	3	13⅞
	83	19	14	25	½	3	10
	85	21	15	27½	½	3	11
	86	23	16	29½	½	3	12
	89	24	16	31⅞	1⅞	3	13⅞
Electric King	585	23	27	26½	15¾	4	11¼
	586	23	27	42	15¾	4	11¼
Quality . . . .	550	20	20¾	23½	13	4½	10
	580	23	27	26½	15¾	4	11¼
Tel. City & Alpine . . . .	315 or 35	18¼	20½	18¾	10¼	3¼	7½
	317 or 36	19	22½	18¾	11½	3¼	8
	319	19¾	20½	22½	13	4	10½
	321	20¾	22½	23¾	13¾	4	11
	323	22¾	26¾	25½	15¾	4	12
Challenge . . .	367	25	16½	31¼	¼	3¼	13
	369	28	17¼	34½	¼	3¼	14½
Grocer . . . . .	325-5	32	19¾	50	5¾	4½	7¼
	011 or 012	22	31	29¾	18½	4¼	11½
	021 or 022	22	31	29¾	17¾	4¼	29¼
	0261 or 0262	23½	36	34	20½	4¼	32

# Brantford *Steel-Clad* Refrigerators

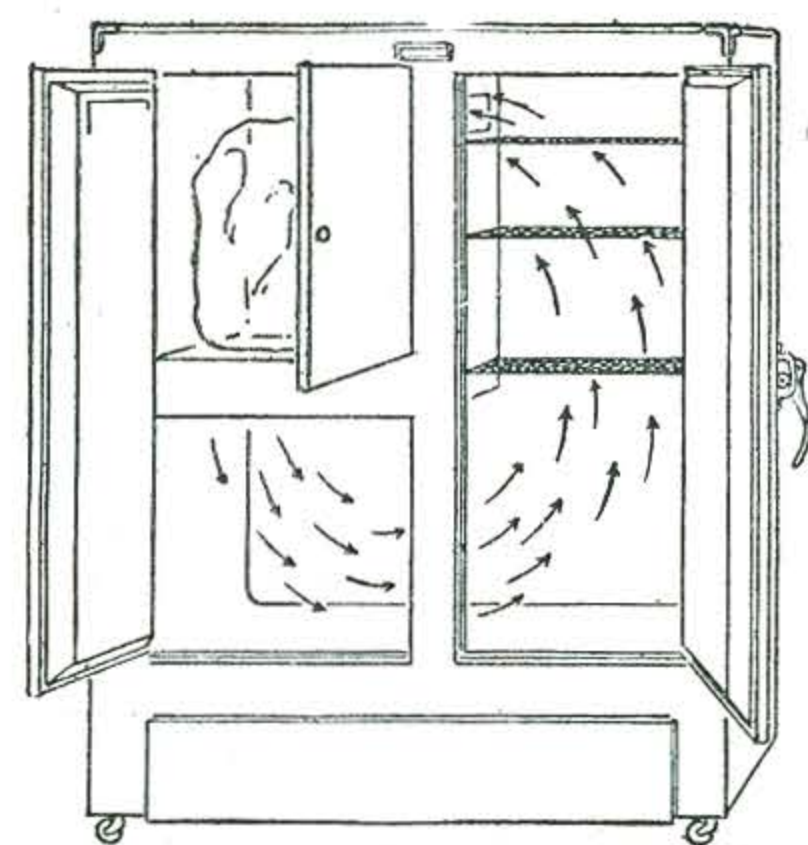
## Details of Construction

Our new line of Brantford Steel-Clad Refrigerators is the result of two years of intensive research and investigation on the part of our engineering staff, entailing numerous experiments on various materials and construction methods. After months of testing under most rigorous conditions, we are able to offer a line that has not been equalled for beauty of design, quality and durability of materials, soundness of construction and efficiency of operation.

**Positively Guaranteed.** Read over the guarantee that goes with each Steel-Clad Refrigerator, a guarantee covering material, workmanship and performance, backed by a Company which has specialized in refrigerators for over thirty-six years.

There are over 300,000 Brantford Refrigerators in use—all giving complete satisfaction—therefore you can realize how certain you are of getting satisfaction from these refrigerators. Our long experience has taught us many things about refrigerators, as shown by the many features mentioned below.


**Correct Size of the Ice Chamber** for each size of refrigerator. There is a definite rule to work on, and the ice chamber is designed in accordance with the size of the provision compartment so that proper results are assured. Beware of the refrigerator with too small an ice chamber.



**Free Air Circulation.** Notice the free, unobstructed air circulation in all Brantford Refrigerators. This keeps the foods sweet and fresh, and prevents tainting of delicate foods from those with strong odors.

**Insulation.** Probably the most important feature of a refrigerator is its insulation. The cold, food-preserving temperature of the Brantford Steel-Clad models is protected by thick, heat-resisting walls of highest grade corkboard—not ground cork. The four walls, top, bottom and doors are built with corkboard, not merely the doors only. We

will not use ground cork in Brantford Refrigerators (although it is much cheaper than corkboard) because ground cork settles down in the walls and leaves several inches around the top of the refrigerator walls with absolutely no insulation whatever. Moreover, ground cork cannot be sealed with hydrolene, and allows a strong disagreeable odor of loose cork to permeate the whole refrigerator. The corkboard used in Brantford Refrigerators is entirely dipped in a protective coating of hot hydrolene, which thoroughly seals up all odor of cork and leaves the refrigerator absolutely free of any trace of cork odor. Be sure that the refrigerator you select is insulated entirely throughout with corkboard—and that it is sealed with hydrolene, therefore being free of cork odor.



**Super-Metal, Rust-Resisting Outside Case.** Just as special "automobile body sheets" were developed to meet the needs of the automobile industry, so have special, super-metal, "Outside Refrigerator Sheets" been developed to answer our demand for refrigerator sheets which will adequately stand up under the peculiar and strenuous conditions to which refrigerators are subjected. Ordinary galvanized iron sheets have been tried out and found to be unsatisfactory for many reasons.

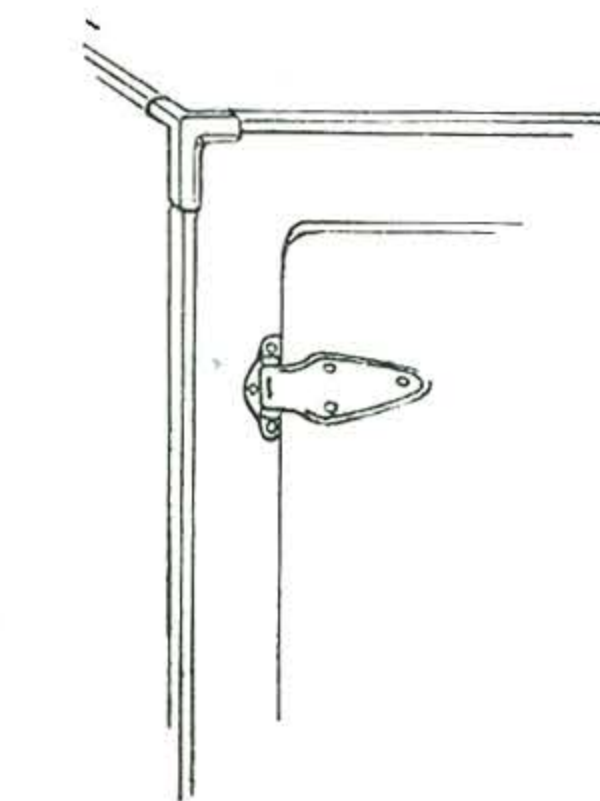
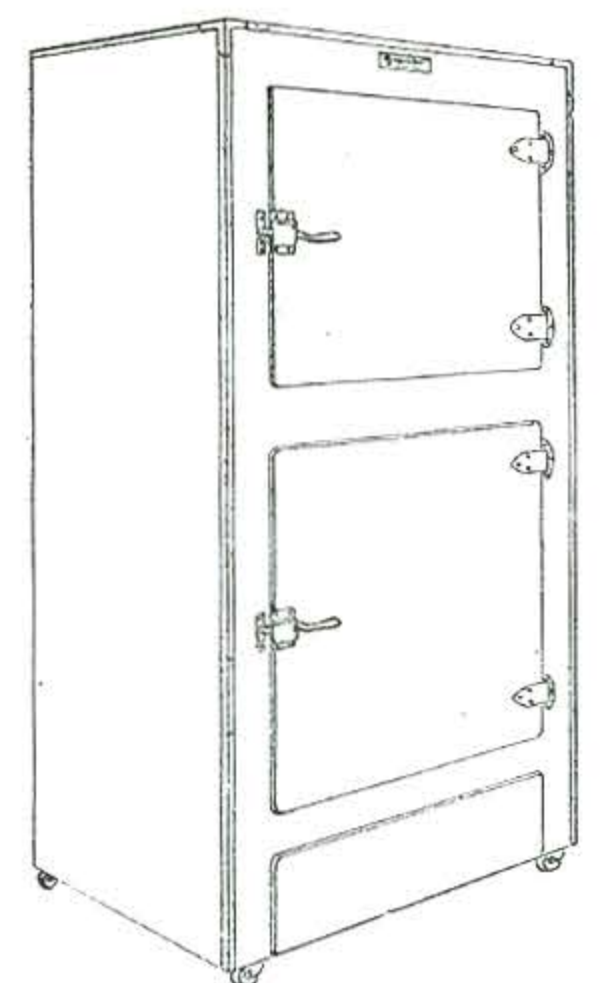
Brantford Steel-Clad Refrigerators are clad with heavy gauge super-metal, copper-bearing, special refrigerator sheets. They resist rust, are pre-stretched and levelled and cannot buckle, and are so smooth that they form a wonderful base for the unsurpassed Brantford Lacquer Finish.

**Unsurpassed Lacquer Finish.** Your first impression on seeing the "Steel Clads" is "How beautifully finished they are!" We are truly proud of this smoother-than-satin, snowy white lacquer finish. It is applied by experts, and results not only in a lasting, durable, protective coating to the refrigerator case, but makes it the most beautiful piece of kitchen furniture imaginable. Don't confuse this wonderful lacquer finish with ordinary white enamel which is still being used by some makers. You can note the difference at a glance when you look at the refrigerators. Of course, we could not produce so smooth a finish on ordinary galvanized iron sheets with their rough, flaky surface, so we give lots of credit to the beautiful smooth texture of our "super-metal" outside sheets.

**Authentic Designs.** Notice the built-in beauty of design in each Brantford Steel-Clad Refrigerator. The gables extend down at each side the same distance as the front.

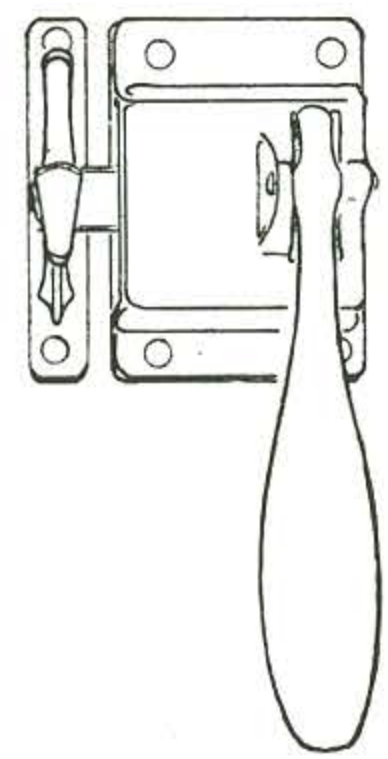
**Trimmed with Stainless, Rustproof Monel Metal.** In addition to being rustproof and stainless, the monel corner trimming used on all Brantford Steel-Clad Refrigerators is made very narrow with specially formed edges which hug the case tightly.

This gives a very neat appearance and at the same time leaves no open joints to catch dirt. Don't confuse this marvellous substance "monel metal" with cheap nickel alloy or nickeloid as it is commonly called. There is a big difference. Notice also the special three-way corner brackets. These little brackets are designed especially for their job, and greatly improve the refrigerator's appearance. These little points all join in producing that appearance of "neat-but-not-gaudy" beauty so apparent to each observer.

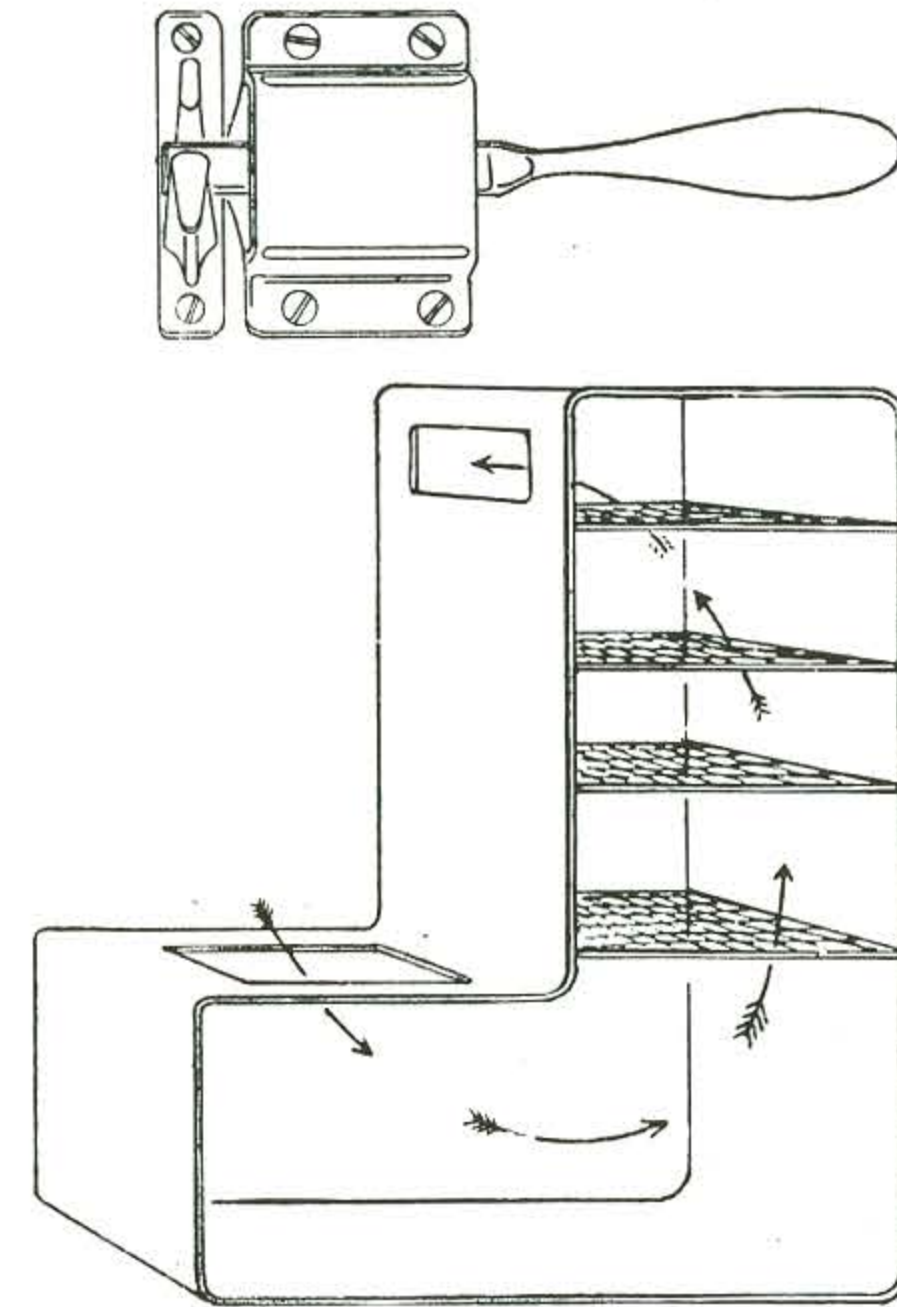




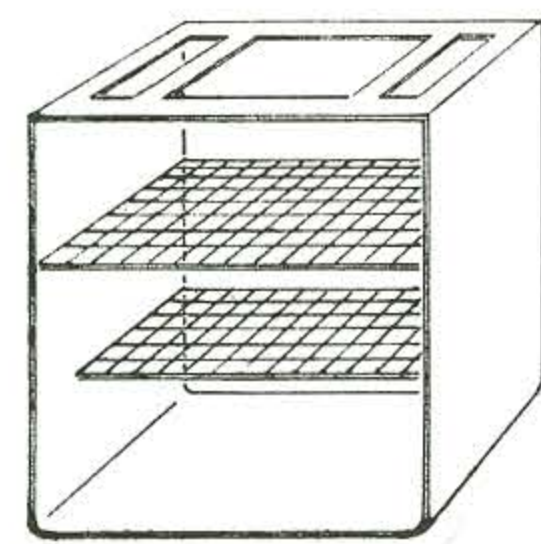
## Special Features and Selling Points



**Self-Closing Automatic Latches.** Solid brass, heavily nickel-plated latches which automatically close the door, are used on Brantford Steel-Clad Refrigerators. Sturdy hinges to match, complete the appearance of these beautiful refrigerators.



**Inside Lining of Seamless One-Piece Porcelain or Snowy White Super-Enamel.** The illustrations give you some idea of the beauty, cleanliness and easy-to-clean features of the inside lining where the food is kept. Rounded corners, no nails, no joints or seams for dirt to lodge or germs to hide, truly a fit and proper place for the safeguarding of food




**Provision Shelves.** Strong and sanitary retinned wire shelves, designed to allow a free circulation of air through the refrigerator.

**Closed Drip Pipe Removes All Odors.** Because of the circulation system of Brantford Refrigerators, all food odors are deposited on the melting ice, whence they are carried with the melted water right out of the refrigerator by the closed drip pipe as shown, passing through the special trap which prevents any warm air or dust from entering the refrigerator. Both drip pipe and trap are removable and can be cleaned in a moment by holding them under a tap of running water.




**Suitable for Electric Refrigeration.** In this age of electricity, many people are buying a refrigerator to use with ice for the present, but with a view to installing an electric refrigeration unit some time in the future. We took this into consideration in designing the Brantford Steel-Clad models, and all of these models are suitable in size of ice chamber, insulation and other points, for all standard electrical refrigeration units.



The Top Front Icing Models embody the same high-class features of construction as the side icing models. Numbers 865 and 867 have two provision shelves, and No. 869 has three. On the following pages are given large photographs and detailed dimensions of each model.

### EIGHT DIFFERENT MODELS



Brantford Steel-Clad Refrigerators are made in eight different models, there being three sizes of Porcelain lined side icing models, two sizes of Super-White Enamel lined side icing models, and three sizes of Super-White Enamel lined top front icing models.

### SPECIAL INNER Baffle DOOR CONSTRUCTION

(Patent applied for)

Notice the special construction of the side icing models as shown in the illustration at the left. This is a wonderful improvement on the old type of side icing refrigerator. You will observe that there is

only one outside door to open at the left, with an inner door to the ice chamber. This inner baffle door is insulated, and not only keeps the ice in place when the outer door is opened, but prevents the cold air in the ice chamber escaping, and also prevents warm air from directly striking the ice. This construction also allows the centre cross-member under the ice chamber opening to be built inside the refrigerator. By being this protected from direct contact with the warm outside air, this member is free from sweating and the consequent dampness which in ordinary white refrigerators ruins the finish and damages the whole appearance of the refrigerator.

Incidentally the outside appearance of the two-door side icing models is greatly enhanced by the symmetrical and well-balanced design, as against the type that has two doors at one side and one at the other, thereby having an unbalanced appearance.


We are the first refrigerator manufacturers to bring out this improvement in side icing refrigerators, and have applied for a patent to protect this important feature. This is no experiment, as our engineers have tested it out for two years.




# Brantford *Steel-Clad* Refrigerators



No. 880



No. 860



No. 850

Seamless One-Piece Porcelain Lining with Rounded Corners. Insulation 2 in. Corkboard sealed Hydrolene. Exterior finished in Snowy-white Lacquer. Special Inner Baffle Door Construction. Ready for immediate use with any make of Electric Unit or with Ice.

No. 880	DIMENSIONS		
	Width	Depth	Height
Outside .....	39 <sup>1</sup> / <sub>4</sub> "	21 <sup>3</sup> / <sub>4</sub> "	52 <sup>1</sup> / <sub>4</sub> "
Ice Chamber .....	16 <sup>3</sup> / <sub>4</sub>	16	22 <sup>1</sup> / <sub>2</sub>
Small Provision Chamber .....	17 <sup>3</sup> / <sub>4</sub>	17	13
Large Provision Chamber .....	16 <sup>3</sup> / <sub>4</sub>	17	38 <sup>1</sup> / <sub>2</sub>
	Width	Height	
Ice Chamber Door Opening .....	15 <sup>3</sup> / <sub>4</sub> "	22"	
Large Door Opening .....	15 <sup>3</sup> / <sub>4</sub>	38 <sup>1</sup> / <sub>4</sub>	
Four Provision Shelves			
Ice Capacity .....	190 lbs.		
Provision Space .....	8 <sup>1</sup> / <sub>2</sub> cubic feet		
Total Interior Capacity .....	12 cubic feet		
Size Crated .....	30 cubic feet		
Shipping Weight .....	370 lbs.		

No. 860	DIMENSIONS		
	Width	Depth	Height
Outside .....	35 <sup>3</sup> / <sub>4</sub> "	19 <sup>3</sup> / <sub>4</sub> "	46 <sup>1</sup> / <sub>4</sub> "
Ice Chamber .....	15	14	19
Small Provision Chamber .....	16	15	11 <sup>1</sup> / <sub>2</sub>
Large Provision Chamber .....	15	15	33 <sup>1</sup> / <sub>2</sub>
	Width	Height	
Ice Chamber Door Opening .....	14"	18 <sup>1</sup> / <sub>2</sub> "	
Large Door Opening .....	14	33 <sup>1</sup> / <sub>4</sub>	
Three Provision Shelves			
Ice Capacity .....	125 lbs.		
Provision Space .....	5.86 cubic feet		
Total Interior Capacity .....	8.17 cubic feet		
Size Crated .....	22 <sup>1</sup> / <sub>4</sub> cubic feet		
Shipping Weight .....	295 lbs.		

No. 850	DIMENSIONS		
	Width	Depth	Height
Outside .....	31 <sup>3</sup> / <sub>4</sub> "	19 <sup>3</sup> / <sub>4</sub> "	43 <sup>1</sup> / <sub>4</sub> "
Ice Chamber .....	13	14	18 <sup>1</sup> / <sub>2</sub>
Small Provision Chamber .....	14	15	9
Large Provision Chamber .....	13	15	30 <sup>1</sup> / <sub>2</sub>
	Width	Height	
Ice Chamber Door Opening .....	12"	18 <sup>1</sup> / <sub>2</sub> "	
Large Door Opening .....	12	30 <sup>1</sup> / <sub>4</sub>	
Three Provision Shelves			
Ice Capacity .....	100 lbs		
Provision Space .....	4 <sup>1</sup> / <sub>2</sub> cubic feet		
Total Interior Capacity .....	6 <sup>1</sup> / <sub>2</sub> cubic feet		
Size Crated .....	18 <sup>1</sup> / <sub>2</sub> cubic feet		
Shipping Weight .....	250 lbs.		

See pages 6 and 7 for further details

# Brantford *Steel-Clad* Refrigerators



No. 821



No. 823

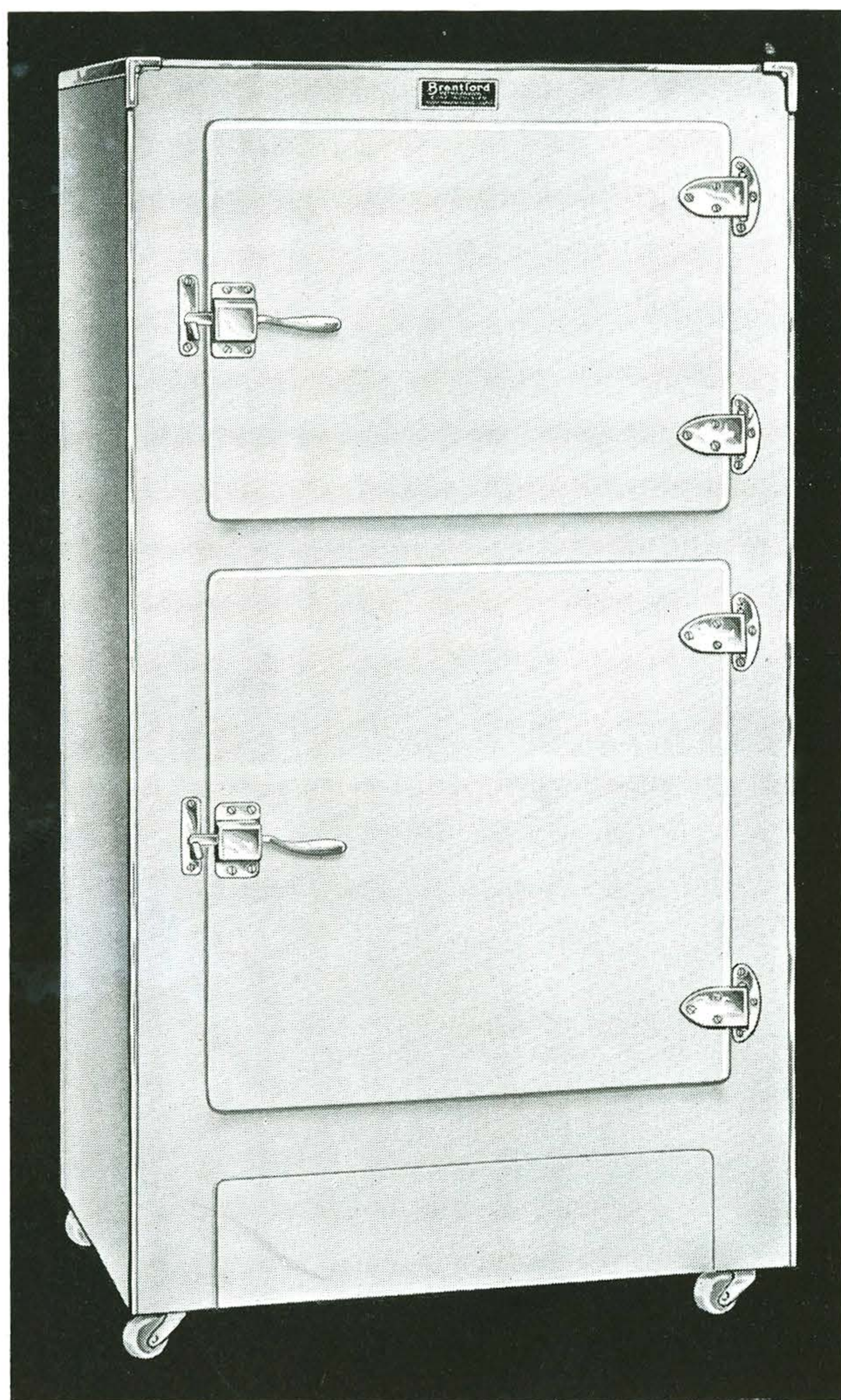
Interior finished in Super-White Enamel. Exterior finished in Snowy-white Lacquer. Insulation 2 in. Corkboard sealed in Hydrolene. Special Inner Baffle Door Construction.  
 Ready for immediate use with any make of Electric Unit or with Ice.

No. 821 DIMENSIONS			
	Width	Depth	Height
Outside .....	35 <sup>3</sup> / <sub>4</sub> "	19 <sup>3</sup> / <sub>4</sub> "	46 <sup>1</sup> / <sub>4</sub> "
Ice Chamber .....	15	14	19
Small Provision Chamber .....	16	15	11 <sup>1</sup> / <sub>2</sub>
Large Provision Chamber .....	15	15	33 <sup>1</sup> / <sub>2</sub>
	Width	Height	
Ice Chamber Door Opening .....	14"	18 <sup>1</sup> / <sub>2</sub> "	
Large Door Opening .....	14	33 <sup>1</sup> / <sub>4</sub> "	
Three Provision Shelves			
Ice Capacity .....	125 lbs		
Provision Space .....	5.86 cubic feet		
Total Interior Capacity .....	8.17 cubic feet		
Size Crated .....	22 <sup>1</sup> / <sub>4</sub> cubic feet		
Shipping Weight .....	250 lbs.		

No. 823 DIMENSIONS			
	Width	Depth	Height
Outside .....	39 <sup>1</sup> / <sub>4</sub> "	21 <sup>3</sup> / <sub>4</sub> "	52 <sup>1</sup> / <sub>4</sub> "
Ice Chamber .....	16 <sup>3</sup> / <sub>4</sub>	16	22 <sup>1</sup> / <sub>2</sub>
Small Provision Chamber .....	17 <sup>3</sup> / <sub>4</sub>	17	13
Large Provision Chamber .....	16 <sup>3</sup> / <sub>4</sub>	17	38 <sup>1</sup> / <sub>2</sub>
	Width	Height	
Ice Chamber Door Opening .....	15 <sup>3</sup> / <sub>4</sub> "	22	
Large Door Opening .....	15 <sup>3</sup> / <sub>4</sub>	38 <sup>1</sup> / <sub>4</sub>	
Four Provision Shelves			
Ice Capacity .....	190 lbs.		
Provision Space .....	8 <sup>1</sup> / <sub>2</sub> cubic feet		
Total Interior Capacity .....	12 cubic feet		
Size Crated .....	30 cubic feet		
Shipping Weight .....	110 lbs.		

See pages 6 and 7 for further details

# Brantford *Steel-Clad* Refrigerators




Top Front Icing Style. Insulation 1 1/2 in. Corkboard. Exterior finished in Snowy-white Lacquer. Interior finished in Super-white Enamel.

## No. 867 DIMENSIONS

	Width	Depth	Height
Outside .....	24 1/4"	18"	46 1/4"
Ice Chamber .....	18 1/4"	14 1/2"	14"
Provision Chamber .....	20 1/4"	14 1/2"	18"
	Width	Height	
Ice Chamber Door Opening .....	18"	13"	
Food Chamber Door Opening .....	18"	18"	

Two Provision Shelves  
 Ice Capacity ..... 115 lbs.  
 Provision Space ..... 3.06 cubic feet  
 Total Interior Capacity ..... 5.20 cubic feet  
 Size Crated ..... 14.30 cubic feet  
 Shipping Weight ..... 165 lbs.



## No. 865 & 867

### No. 865 DIMENSIONS

	Width	Depth	Height
Outside .....	22 1/4"	18"	43 1/4"
Ice Chamber .....	16 1/4"	14 1/2"	12 1/2"
Provision Chamber .....	18 1/4"	14 1/2"	16 1/2"
	Width	Height	
Ice Chamber Door Opening .....	16"	11 1/2"	
Food Chamber Door Opening .....	16"	16 1/2"	

Two Provision Shelves  
 Ice Capacity ..... 90 lbs.  
 Provision Space ..... 2 1/2 cubic feet  
 Total Interior Capacity ..... 4 1/4 cubic feet  
 Size Crated ..... 12.40 cubic feet  
 Shipping Weight ..... 150 lbs.

### No. 869 DIMENSIONS

	Width	Depth	Height
Outside .....	27 3/4"	18"	49 1/4"
Ice Chamber .....	21 3/4"	14 1/2"	14"
Provision Chamber .....	23 3/4"	14 1/2"	21"
	Width	Height	
Ice Chamber Door Opening .....	21 1/2"	13"	
Food Chamber Door Opening .....	21 1/2"	21"	

Three Provision Shelves  
 Ice Capacity ..... 140 lbs.  
 Provision Space ..... 4 1/4 cubic feet  
 Total Interior Capacity ..... 6 3/4 cubic feet  
 Size Crated ..... 17 1/4 cubic feet  
 Shipping Weight ..... 190 lbs.

See pages 6 and 7 for further details

# Glacier Style

**T**HIS has been called "The Age of Steel" and certainly the popularity of steel refrigerators is another indication that this is so. We were pioneers in the manufacture of steel refrigerators, and have steadily, year by year, brought out improvements and refinements in manufacturing methods until the Brantford line of steel refrigerators is now acknowledged as the accepted standard of the world.

Our Steel Clad models, described and illustrated on the previous pages, are the last word in excellence, and no pains have been spared to make them of the highest grade in every respect. We believe, however, that there are many thousands of homes needing a good well-made refrigerator, but who cannot afford to pay for all the features of the Steel Clad line. For them last year we designed the "Iceberg" line, and from the moment it was introduced this line received immediate and enthusiastic support both from the trade and the public. Sales have been enormous, and last season our factories could not keep up with the demand for them.

For the season of 1930 we have designed an entirely new line of low priced steel refrigerators—the "Glacier" line. This line, consisting of five models, represents the last word in steel refrigerator construction and design. New sizes, new appearance, new scientific insulation—added convenience, increased efficiency, new beauty—all go to make the Glacier line the biggest value in refrigerators ever offered to the public.

Consider their many features, and compare the Glacier models with any other steel refrigerators on the market.

**DAYLIGHT BASE**—The ideal of every housewife is a kitchen floor "so clean that you could eat off it." But the average refrigerator base has been a dust-collector and a catch-all for dirt and refuse. The new "Daylight" base of the 1930 Glacier line, with its ample room for broom or mop, removes this last obstacle to an immaculate kitchen. It makes possible absolute cleanliness outside of the refrigerator as well as within it. And the Daylight Base gives you—in a low-priced refrigerator—the same magnificent beauty of design found only in the highest priced models.

**FIVE DIFFERENT MODELS** to choose from. No. 81, the small, handy little top-icing model is the cheapest refrigerator we make. Insulation consists of a dead air space between the inner and outer walls. Scientifically arranged air flues insure a constant circulation of chilled air throughout the refrigerator. This model is offered where attractive appearance and very low price are the chief consideration of the purchaser.

No. 82—The same size and similar in appearance to No. 81, but with white enamel interior, wire shelf, and efficiently insulated walls. We recommend No. 82 rather than No. 81 which is a price proposition only, and is only offered as such.

Nos. 83, 85 and 86 are front-icing models, with all walls thoroughly insulated with Celotex Insulating Board specially treated to keep the cold in and the heat out. All door openings are sealed tight shut with airtight rubber gasket. Solid brass nickel-plated hardware—self-closing automatic door latches—large, roomy provision chambers with retinned wire shelves.


No. 89—The best value of all the Glacier line. Front icing model with heavily insulated walls which insure low temperature in the refrigerator. Large, roomy provision chamber with three wire shelves. Removable drip pipe and inside syphon trap for easy cleaning. This model is in a different class entirely from the other models in the Glacier line. Smooth, rounded front corners; satin finish hardware; larger, more sturdy legs; more than double the insulation—these and other features make No. 89 the best refrigerator value on the market.

## FINISHES OFFERED

No. 81, 82, 83	- - - - -	Arctic Grey only.
No. 85, 86	- - - - -	Arctic Grey or Polar White.
No. 89	- - - - -	Polar White only.

See dimensions and illustrations of each model on the following two pages.

# Brantford *Glacier* Refrigerators



**GLACIER No. 81**

Insulation—Dead Air Spaces.  
 Outside Finish—Arctic Grey Enamel Only.  
 Provision Chamber—Galvanized Lined, with Galvanized Shelf.  
 Stationary Drip Pipe.  
 Outside Syphon Trap.

**DIMENSIONS**


	Width	Depth	Height
Outside Size .....	20 $\frac{1}{4}$ "	15 $\frac{1}{2}$ "	37"
Ice Chamber .....	15 $\frac{1}{2}$	11 $\frac{1}{2}$	9 $\frac{5}{8}$
Food Chamber .....	17 $\frac{1}{2}$	12	15

Ice Capacity, 50 lbs.

Door Openings: Top 17 $\frac{1}{2}$  x 11 $\frac{1}{2}$ ; Front 16 $\frac{3}{8}$  x 15 $\frac{1}{8}$ .  
 Shipping Weight, 64 lbs. Size Crated, 7.19 cubic feet.

**GLACIER No. 82**

Same size and finish as No. 81, but with gaskets on doors, and walls well insulated throughout with Celotex Insulating Board. Food Chamber white enamel lined with wire shelf. We recommend No. 82 which will give good results. We do not recommend No. 81, which is offered only where low price is the main consideration of the purchaser.



**GLACIER No. 83**


Insulation—Celotex Insulating Board and Dead Air Spaces.  
 Outside Finish—Arctic Grey Enamel Only.  
 Provision Chamber—White Enamel Lined.  
 Wire Provision Shelf.  
 Stationary Drip Pipe.  
 Outside Syphon Trap.  
 Both Doors Sealed with Air-Tight Rubber Gasket.

**DIMENSIONS**

	Width	Depth	Height
Outside Size .....	20 $\frac{1}{2}$ "	15 $\frac{1}{2}$ "	40"
Ice Chamber .....	15	11 $\frac{1}{2}$	11 $\frac{3}{4}$
Food Chamber .....	17 $\frac{1}{2}$	11 $\frac{1}{2}$	15

Ice Capacity, 50 lbs.

Door Openings: Upper 14 $\frac{7}{8}$  x 10 $\frac{1}{8}$ ; Lower 14 $\frac{7}{8}$  x 14 $\frac{7}{8}$ .  
 Shipping Weight, 80 lbs. Size Crated, 8 cubic feet.



**GLACIER No. 85**

Insulation—Celotex Insulating Board and Dead Air Spaces.  
 Outside Finish—Arctic Grey or Polar White Enamel.  
 Provision Chamber—White Enamel Lined.  
 Two Wire Provision Shelves.  
 Stationary Drip Pipe.  
 Outside Syphon Trap.  
 Both Doors Sealed with Air-Tight Rubber Gasket.

**DIMENSIONS**


	Width	Depth	Height
Outside Size .....	22 $\frac{1}{2}$	17 $\frac{1}{2}$	43
Ice Chamber .....	17	13 $\frac{1}{2}$	12 $\frac{3}{4}$
Food Chamber .....	19 $\frac{1}{2}$	13 $\frac{1}{2}$	17

Ice Capacity, 75 lbs.

Door Openings: Upper 16 $\frac{7}{8}$  x 11 $\frac{1}{8}$ ; Lower 16 $\frac{7}{8}$  x 16 $\frac{7}{8}$ .  
 Shipping Weight, 100 lbs. Size Crated, 10 $\frac{1}{2}$  cubic feet.

See page 11 for further details

# Brantford *Glacier* Refrigerators



**GLACIER No. 86**

Insulation—Celotex Insulating Board and Dead Air Spaces.  
 Outside Finish—Arctic Grey or Polar White Enamel.  
 Provision Chamber—White Enamel Lined.  
 Two Wire Provision Shelves.  
 Stationary Drip Pipe.  
 Outside Syphon Trap.  
 Both Doors Sealed with Air-Tight Rubber Gasket.

**DIMENSIONS**

	Width	Depth	Height
Outside Size .....	24½"	19½"	46"
Ice Chamber .....	19	15½	13¾
Food Chamber .....	21½	15½	19

Ice Capacity, 105 lbs.

Door Openings: Upper 18⅞ x 12⅞; Lower 18⅞ x 18⅞.  
 Shipping Weight, 120 lbs. Size Crated, 13½ cubic feet.



**GLACIER No. 89**

Insulation—Double walls of Celotex Insulating Board, and Dead Air Spaces.  
 Outside Finish—Polar White Enamel Only.  
 Provision Chamber—White Enamel Lined. Three Wire Shelves. Removable Drip Pipe. Inside Syphon Trap.  
 Doors Sealed with Air-Tight Rubber Gasket.

**DIMENSIONS**

	Width	Depth	Height
Outside Size .....	26¼"	19¾"	48⅞"
Ice Chamber .....	20⅞	15¾	13⅞
Food Chamber .....	23¼	15¾	20⅞

Ice Capacity, 120 lbs.

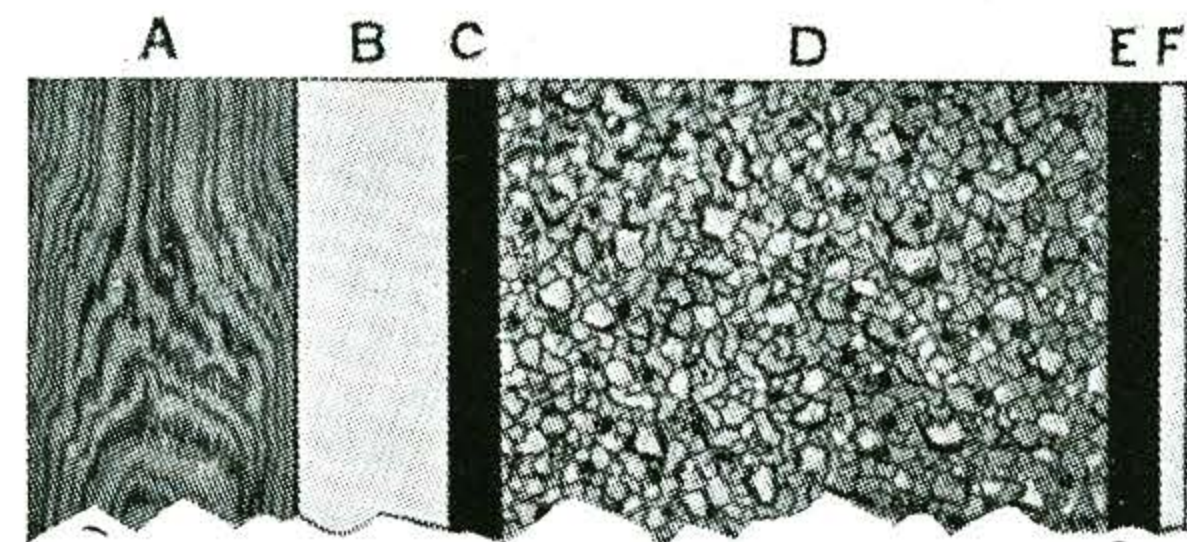
Door Openings: Upper 20⅞ x 12⅞; Lower 20⅞ x 20⅞.  
 Shipping Weight, 150 lbs. Size Crated, 15.21 cubic feet.

See page 11 for further details

# Electric King Style

## Details of Construction

**EXTERIOR FINISH**—The outer case is made of thoroughly seasoned black ash, carefully glued and nailed. Solid ash is particularly adapted for refrigerator purposes because it is less affected by changes of temperature and humidity than almost any other wood. Brantford Refrigerators have long been praised for their fine exterior finish. Models 585 and 586 are finished a rich golden ash, with filler, shellac and waterproof varnish.



Detail of Insulation

- A  $\frac{7}{8}$ " Ash Case.
- B  $\frac{1}{2}$ " Dead Air Space.
- C Hydrolene.
- D 2" Compressed Corkboard.
- E Hydrolene.
- F One-piece Seamless Porcelain Lining.

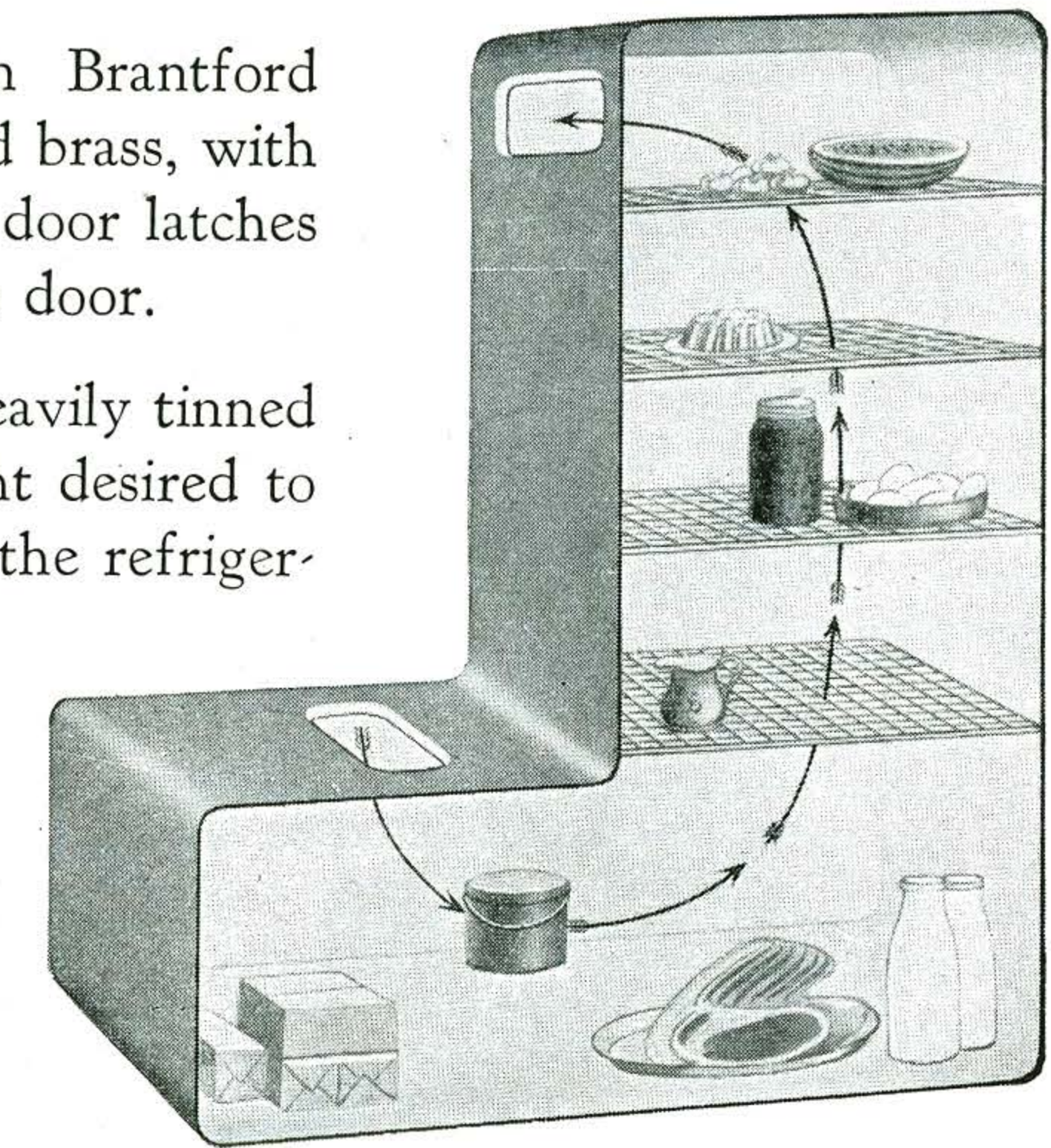
**INSULATION**—The above illustration shows the construction of the walls, floors and ceilings of Brantford "Electric King" models. These walls are  $3\frac{3}{4}$ " thick, with a 2" sheet of solid compressed corkboard, which is dipped and coated all over with special odorless asphalt cement or hydrolene, and then cemented tightly against the porcelain lining. This is the method of construction recommended by foremost refrigerator engineers, and does away with any possibility of condensation or odor in the walls. This highly efficient insulation is your chief reason for choosing the Brantford "Electric King." It means reduced ice or electric bills, and the maintenance of lower temperatures and consequent additional saving of food.

**DOORS**—It does not matter how well the rest of a refrigerator is built if the doors are made light and poorly fitted. The doors on the Brantford are made heavy, substantial and insulated exactly the same as the walls. They have smooth surfaces, with heavy overlap to seal the door openings. In addition, each door is fitted with heavy rubber gasket to make an air-tight seal and the cooling chamber door has a double row of gaskets. This will absolutely prevent escape of cold air through the door openings which causes condensation (sweating) and blistered finish.

**HARDWARE**—The trimmings used on Brantford "Electric King" Refrigerators are heavy solid brass, with nickel-plated solid brass screws. The lever door latches fasten automatically with the closing of the door.


**SHELVES**—The provision shelves are of heavily tinned plated wire and are adjustable to any height desired to accommodate various sized dishes placed in the refrigerator.

**LINING**—Brantford "Electric King" models are lined with seamless one-piece porcelain, with interior corners rounded. Absolutely snow-white and sanitary with no place for dirt or germs to lodge. See illustration at the right.



**INTEGRAL BASE**—Model 586 has integral base, the inside dimensions of which are  $38\frac{1}{4}$ " wide by  $21\frac{1}{4}$ " deep by  $23\frac{1}{2}$ " high. This base is designed for a dual purpose. Most people will use it as a convenient kitchen cupboard. It has closed panels in the gables and back, and two doors in front.

The floor is lined with heavy galvanized iron, rendering it proof against moisture. A shelf 12 inches from the floor, extends the full width of the cupboard. For storing dry vegetables, fruit, canned goods, etc., it is most convenient. The base is large enough to accommodate the condensing unit of the refrigeration machine if it is desired to place it there. The back panel can be removed for installation and the two gable panels can be changed for open grille panels to give ventilation to the motor and coils. The shelf is, of course, removable. We ship these refrigerators with closed base and shelf for a cupboard. We include also two grille panels which fit the base so that if a machine is installed in the base there will be good ventilation from the open ends and back. Another advantage of the integral base is that it raises the refrigerator to a most convenient height for working. No stooping over to see what is in the lower provision chamber. This feature alone often sells an integral base model.





# Brantford *Electric King* Refrigerators



No. 585


### DIMENSIONS

	Width	Depth	Height	
Outside .....	42"	25½"	56"	(including casters)
Ice Chamber .....	16	16¾	26½	
Left-hand Food Chamber .....	16½	17¼	12¾	
Right-hand Food Chamber .....	16½	17¼	40¼	
<b>Size of Door Openings</b>				
	<b>Width</b>	<b>Height</b>		
Ice Chamber .....	13⅞"	22⅛"		
Lower Left .....	13⅞	11½		
Upper Right .....	13⅞	17¾		
Lower Right .....	13⅞	18⅛		

Interior Capacity including ice chamber 12.84 cubic feet. Ice Capacity 150 lbs.  
Shipping Weight 430 lbs. Crated Size 38.86 cubic feet.

Refrigerator may be used either with ice or mechanical refrigeration units.

See Preceding Page for full details.



No. 586

### DIMENSIONS

	Width	Depth	Height
Outside .....	42"	25½"	71½"
Ice Chamber .....	16	16¾	26½
Left-hand Food Chamber .....	16½	17¼	12¾
Right-hand Food Chamber .....	16½	17¼	40¼
Base Section .....	38¼	21¼	23½
<b>Size of Door Openings—Same as No. 585</b>			
Doors in Base Section .....	15"		20¾"
<b>Interior Capacity (including ice chamber but not base) 12¾ cubic feet.</b>			
<b>Ice Capacity 150 lbs. Shipping Weight 525 lbs.</b>			
<b>Crated Size 50.83 cubic feet.</b>			

## Brantford "Quality" Style

**T**HE Brantford "Quality" Refrigerator is the very last word in construction and design. As its name implies, it is built absolutely on quality lines, and only the most perfect materials are used in its construction.

When you look at these refrigerators you get the impression of sturdy strength and a refinement of line and finish that is satisfying to the practical as well as the artistic sense. Here is a thing of beauty that is efficient. The case is a beautiful piece of cabinet work, made of the best Northern Ash. Observe that the top does not extend over the edges, but is beautifully rounded. The finish alone is enough to sell this refrigerator—each one is treated with five coats of high-grade finishing materials, including two coats of waterproof varnish.

Provision chambers are lined with seamless, one-piece porcelain with rounded corners as shown on page 14. The insulation is two-inch corkboard sealed in hydrolene. Solid brass nickel-plated latches and hinges, the latches being the automatic self-closing type. All-metal ice rack, wire retinned provision shelves. Automatic trap on the bottom of the drip pipe prevents warm air from entering the ice chamber through the pipe. Strong, easy-running casters. All parts are removable for instant cleaning.

We guarantee the "Quality" to stand any test as to preservation of food, low temperature, or economical use of ice with any refrigerator.

Made in two sizes of side-icers.

We believe our dealers are with us in the position we take that it always pays to educate the customer to buy better things, and that it is good business to consider the customer's welfare first. This attitude on the dealer's part inspires the confidence which brings repeat orders and builds big business.

# Brantford *Quality* Refrigerators




No. 550

**One-Piece Porcelain Lined**  
A beautiful piece of craftsmanship

	Width	Depth	Height
Outside .....	33 $\frac{1}{2}$ "	20 $\frac{3}{4}$ "	46"
Ice Chamber .....	13 $\frac{1}{2}$ "	14 $\frac{1}{2}$ "	17 $\frac{1}{4}$ "
Small Provision Chamber .....	13 $\frac{3}{4}$ "	14 $\frac{1}{2}$ "	11"
Large Provision Chamber .....	13 $\frac{3}{4}$ "	14 $\frac{1}{2}$ "	30 $\frac{3}{4}$ "

Ice Chamber will hold 65 lbs. of ice.  
Interior Capacity (including ice chamber), 6.77 cubic feet.  
Size Crated, 22 cubic feet. Weight, 240 lbs.



No. 580

**One-Piece Porcelain Lined**

For a large family there is nothing that can compete on even terms with this excellent piece of kitchen equipment.

	Width	Depth	Height
Outside .....	39 $\frac{3}{4}$ "	23 $\frac{3}{4}$ "	55"
Ice Chamber .....	16 $\frac{1}{4}$ "	17 $\frac{1}{2}$ "	25 $\frac{1}{4}$ "
Small Provision Chamber .....	16 $\frac{1}{2}$ "	17"	12 $\frac{1}{2}$ "
Large Provision Chamber .....	16 $\frac{1}{2}$ "	17"	40 $\frac{1}{2}$ "

Ice Chamber will hold 100 lbs. of ice.  
Interior Capacity (including ice chamber), 12.84 cubic feet.  
Size Crated, 36 cubic feet. Weight, 350 lbs.

## Telephone City Style

**M**ANY people desire a first-class, dependable refrigerator, but do not care to go to the expense of a porcelain lined model. To such, our Telephone City Refrigerators make a strong appeal. High-grade in every respect, the only material difference between this style and our Quality style is the lining, the latter having porcelain lining, Telephone City being White Enamel lined.

Ash case, golden oak finish, a handsome cabinet with heavy rounded corners, plain panels, swinging base. Models 315 and 317-5 are insulated with 1" corkboard, the others insulated with mineral wool, eight walls.

Provision chamber White Enamel lined. Wire shelves coated with pure tin. Ice chamber lined with heavy galvanized steel, all-metal ice rack. Ice rack, shelves and drain pipe are all removable for cleaning.

Self-closing automatic latches and hinges, of solid brass, perfectly smooth, highly polished and nickel plated; automatic syphon trap; self-retaining casters.

All Telephone City refrigerators are side icing models.

## The Challenge Style

COMBINING as it does, all types and sizes, the Challenge style is the most popular line of refrigerators on the market today.

Carefully rounded corners make for neatness. Add to this the superior finish and interior handiness and you have the reason for its popularity.

There is another factor that enters heartily into its demand—a wonderfully good refrigerator at a price within the reach of all.


There is a certain unseen value that goes with the makeup of the Challenge style that appeals unconsciously—so neat, and so compact.

The name Challenge has a real meaning, since it was with the idea of “challenging” all competition that this line was conceived a number of years ago. From the start it met with favor and still maintains it.

Outside case made of ash, rounded corners, plain panels, swing base, finished golden. Five walls, insulated with cerite and mineral wool. Provision Chamber white enamel lined and fitted with retinned wire shelves. Ice Chamber lined with heavy galvanized steel, all-metal ice rack, cleanable flues, metal syphon-trap at bottom of waste pipe. Strong latches and hinges, self-retaining casters.

— Made in five sizes.

# Brantford Telephone City Refrigerators



No. 315

Corkboard Insulation, White Enamel Lined

	Width	Depth	Height
Outside .....	27"	16 <sup>3</sup> / <sub>4</sub> "	40"
Ice Chamber .....	11	12 <sup>1</sup> / <sub>2</sub>	16 <sup>3</sup> / <sub>4</sub>
Small Provision Chamber .....	11	12 <sup>1</sup> / <sub>2</sub>	8 <sup>1</sup> / <sub>2</sub>
Large Provision Chamber .....	11	12 <sup>1</sup> / <sub>2</sub>	28 <sup>1</sup> / <sub>4</sub>
<b>Size of Door Openings</b>	<b>Width</b>	<b>Height</b>	
Ice Chamber .....	10"	15 <sup>5</sup> / <sub>8</sub> "	
Large Provision Chamber .....	10	27 <sup>1</sup> / <sub>4</sub>	
Small Provision Chamber .....	10	8 <sup>1</sup> / <sub>4</sub>	

Size Crated, 12 cubic feet.

Total Interior Capacity, 4<sup>1</sup>/<sub>2</sub> cubic feet.

Provision Space, 3 cubic feet. Ice Capacity, 45 lbs.

Shipping Weight, 120 lbs.



No. 317-5

Corkboard Insulation, White Enamel Lined

	Width	Depth	Height
Outside .....	30"	18"	43"
Ice Chamber .....	12 <sup>1</sup> / <sub>2</sub>	13 <sup>3</sup> / <sub>4</sub>	18 <sup>3</sup> / <sub>4</sub>
Small Provision Chamber .....	12 <sup>1</sup> / <sub>4</sub>	13 <sup>3</sup> / <sub>4</sub>	9 <sup>1</sup> / <sub>2</sub>
Large Provision Chamber .....	12 <sup>1</sup> / <sub>4</sub>	13 <sup>3</sup> / <sub>4</sub>	31
<b>Size of Door Openings</b>	<b>Width</b>	<b>Height</b>	
Ice Chamber .....	11 <sup>1</sup> / <sub>8</sub> "	17 <sup>3</sup> / <sub>8</sub> "	
Large Provision Chamber .....	11 <sup>1</sup> / <sub>8</sub>	29 <sup>3</sup> / <sub>4</sub>	
Small Provision Chamber .....	11 <sup>1</sup> / <sub>8</sub>	8 <sup>3</sup> / <sub>4</sub>	

Size Crated, 16<sup>1</sup>/<sub>4</sub> cubic feet.

Total Interior Capacity, 5.80 cubic feet.

Provision Space, 4 cubic feet. Ice Capacity, 55 lbs.

Shipping Weight, 145 lbs.



No. 319

White Enamel Lined

	Width	Depth	Height
Outside .....	33 <sup>3</sup> / <sub>4</sub> "	20 <sup>1</sup> / <sub>2</sub> "	45 <sup>1</sup> / <sub>2</sub> "
Ice Chamber .....	13 <sup>1</sup> / <sub>2</sub>	14 <sup>1</sup> / <sub>2</sub>	17
Small Provision Chamber .....	14	15	11 <sup>1</sup> / <sub>4</sub>
Large Provision Chamber .....	14	15	31 <sup>1</sup> / <sub>4</sub>
<b>Size of Door Openings</b>	<b>Width</b>	<b>Height</b>	
Ice Chamber .....	11 <sup>1</sup> / <sub>2</sub> "	15 <sup>1</sup> / <sub>2</sub> "	
Large Provision Chamber .....	11 <sup>1</sup> / <sub>2</sub>	30 <sup>1</sup> / <sub>2</sub>	
Small Provision Chamber .....	11 <sup>1</sup> / <sub>2</sub>	10 <sup>1</sup> / <sub>2</sub>	

Size Crated, 20.80 cubic feet.


Total Interior Capacity, 7.08 cubic feet.

Provision Space, 5.16 cubic feet. Ice Capacity, 65 lbs.

Shipping Weight, 180 lbs.

See page 18 for further details

# Brantford Telephone City Refrigerators



No. 321

White Enamel Lined


	Width	Depth	Height
Outside .....	35 <sup>3</sup> / <sub>4</sub> "	21 <sup>1</sup> / <sub>2</sub> "	48"
Ice Chamber .....	13 <sup>1</sup> / <sub>2</sub>	16	19 <sup>1</sup> / <sub>2</sub>
Small Provision Chamber .....	15	16	10 <sup>3</sup> / <sub>4</sub>
Large Provision Chamber .....	15	16	34

No. of Cubic Feet in Provision Chamber—6<sup>1</sup>/<sub>4</sub>

Ice Chamber will hold 75 lbs. of Ice.

Size Crated, 25 cubic feet. Weight 200 lbs.

No. 9321—Same as above, with White Enamel Outside Case.



No. 323

White Enamel Lined

	Width	Depth	Height
Outside .....	39 <sup>3</sup> / <sub>4</sub> "	23 <sup>1</sup> / <sub>2</sub> "	54 <sup>1</sup> / <sub>4</sub> "
Ice Chamber .....	15 <sup>3</sup> / <sub>4</sub>	18	24 <sup>1</sup> / <sub>2</sub>
Small Provision Chamber .....	17	18	13
Large Provision Chamber .....	17	18	40

No. of Cubic Feet in Provision Chamber—9 1/3


Ice Chamber will hold 100 lbs. of Ice.

Size Crated, 33 cubic feet. Weight 240 lbs.

No. 9323—Same as above, with White Enamel Outside Case.

See page 18 for further details

# Brantford Challenge Refrigerators



No. 362

White Enamel Lined


	Width	Depth	Height
Outside .....	25½"	18¼"	41½"
Ice Chamber .....	18½"	12¾"	10¾"
Provision Chamber .....	21"	13¾"	15"

No. of Cubic Feet in Provision Chamber—2½

Ice Chamber will hold 50 lbs. of Ice.

Size Crated, 14 cubic feet. Weight 110 lbs.

No. 9362—Same as above, with White Enamel Outside Case.



No. 364

White Enamel Lined

	Width	Depth	Height
Outside .....	28½"	19¼"	44½"
Ice Chamber .....	21¼"	13½"	10¾"
Provision Chamber .....	24"	14¼"	18"

No. of Cubic Feet in Provision Chamber—3½

Ice Chamber will hold 75 lbs. of Ice.

Size Crated, 18 cubic feet. Weight 130 lbs.

No. 9364—Same as above, with White Enamel Outside Case.



No. 366

White Enamel Lined

	Width	Depth	Height
Outside .....	32½"	20¼"	45½"
Ice Chamber .....	25½"	14¾"	10¾"
Provision Chamber .....	28"	15½"	19"

No. of Cubic Feet in Provision Chamber—4¾


Ice Chamber will hold 100 lbs. of Ice.

Size Crated, 20 cubic feet. Weight 160 lbs.

See page 19 for further details



# Brantford Challenge Refrigerators



No. 367

White Enamel Lined


	Width	Depth	Height
Outside .....	25 1/2"	18 1/4"	50"
Ice Chamber .....	18 1/2"	12 3/4"	14 1/2"
Provision Chamber .....	21"	13 3/4"	18 1/2"

No. of Cubic Feet in Provision Chamber—3

Ice Chamber will hold 75 lbs. of Ice.

Weight, 140 lbs.

No. 9367—Same as above, with White Enamel Outside Case.



No. 369—White Enamel Lined

	Width	Depth	Height
Outside .....	28 1/2"	19 1/4"	54"
Ice Chamber .....	21 1/4"	14 1/2"	15 1/2"
Provision Chamber .....	24"	14 1/2"	21 1/2"

No. of Cubic Feet in Provision Chamber—4 1/3

Ice Chamber will hold 75 lbs. of Ice.

Weight, 150 lbs.

No. 9369—Same as above, with White Enamel Outside Case.

See page 19 for further details

## Alpine Style

**T**HERE has been an increasing demand for a small, inexpensive side-icing refrigerator, and to meet this demand we now introduce two new models, Alpine models 35 and 36.

Handsome hardwood cabinets finished golden, automatic self-closing latches and strong hinges; removable drip pipe and inside syphon trap—these and many other features prove that, although very low in price, these models have all the in-built features so necessary to a good refrigerator. The insulation is heavy building paper and air spaces so arranged that the heat is kept out and the cold inside.

There is a surprisingly large amount of space available for food storage, and with the tendency to smaller kitchens in our modern homes, these two compact little refrigerators are sure of a ready sale.

# Brantford *Alpine* Refrigerators



No. 35

White Enamel Lined


	Width	Depth	Height
Outside .....	27"	16 <sup>3</sup> / <sub>4</sub> "	40"
Ice Chamber .....	11	12 <sup>1</sup> / <sub>2</sub> "	16 <sup>3</sup> / <sub>4</sub> "
Small Provision Chamber .....	11	12 <sup>1</sup> / <sub>2</sub> "	8 <sup>1</sup> / <sub>2</sub> "
Large Provision Chamber .....	11	12 <sup>1</sup> / <sub>2</sub> "	28 <sup>1</sup> / <sub>4</sub> "
<b>Size of Door Openings</b>			
Ice Chamber .....	10"	15 <sup>5</sup> / <sub>8</sub> "	
Large Provision Chamber .....	10	27 <sup>1</sup> / <sub>4</sub> "	
Small Provision Chamber .....	10	8 <sup>1</sup> / <sub>4</sub> "	

Size Crated, 12 cubic feet.

Total Interior Capacity, 4<sup>1</sup>/<sub>2</sub> cubic feet.

Provision Space, 3 cubic feet. Ice Capacity, 45 lbs.

Shipping Weight, 120 lbs.



No. 36

White Enamel Lined

	Width	Depth	Height
Outside .....	30"	18"	43"
Ice Chamber .....	12 <sup>1</sup> / <sub>2</sub> "	13 <sup>3</sup> / <sub>4</sub> "	18 <sup>3</sup> / <sub>4</sub> "
Small Provision Chamber .....	12 <sup>1</sup> / <sub>4</sub> "	13 <sup>3</sup> / <sub>4</sub> "	9 <sup>1</sup> / <sub>2</sub> "
Large Provision Chamber .....	12 <sup>1</sup> / <sub>4</sub> "	13 <sup>3</sup> / <sub>4</sub> "	31"
<b>Size of Door Openings</b>			
Ice Chamber .....	11 <sup>1</sup> / <sub>8</sub> "	17 <sup>3</sup> / <sub>8</sub> "	
Large Provision Chamber .....	11 <sup>1</sup> / <sub>8</sub> "	29 <sup>3</sup> / <sub>4</sub> "	
Small Provision Chamber .....	11 <sup>1</sup> / <sub>8</sub> "	8 <sup>3</sup> / <sub>4</sub> "	

Size Crated, 16<sup>1</sup>/<sub>4</sub> cubic feet.

Total Interior Capacity, 5.80 cubic feet.

Provision Space, 4 cubic feet. Ice Capacity, 55 lbs.

Shipping Weight, 133 lbs.

## The Labrador

**J**UST the very low priced refrigerator on the Canadian or any other market. That's what the Labrador Refrigerator is and has been for over thirty-eight years.

Don't confuse this gem of a refrigerator with other makers' cheap lines. This is a **real** refrigerator, not a metal lined packing box. It is constructed along the same careful lines as to circulation and refrigeration as our high-grade lines. It has real scientific air flues, not simply a couple of holes punched in the side walls of ice chamber like some. It has a real metal ice rack fitted with sweat pan, not simply a sheet of corrugated metal thrown in the bottom of ice chamber.

The Labrador costs more to make than some other makers' cheap productions, but it is worth it. It is built on honor and built to give satisfaction, not simply thrown together to "sell at a price."

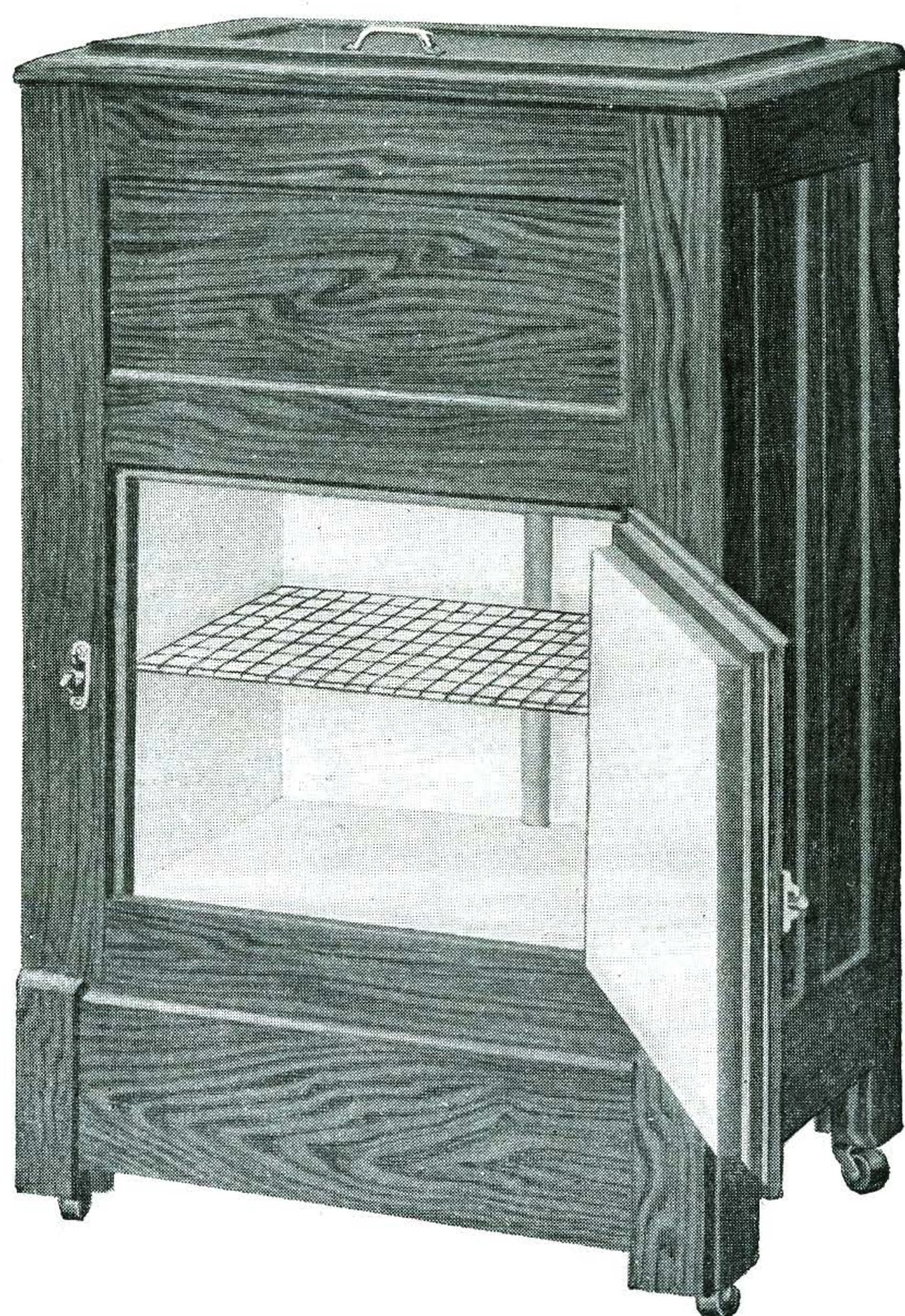
To Canada's leading dealers we do not need to say more. You know this dependable refrigerator as well as we do; you have sold them by the hundreds and by the thousands and you know their real worth.

Case made of thoroughly seasoned, kiln-dried hardwood, finished golden. Corners of cabinet rounded, plain panels, swinging base. Five walls, insulated with cerite, waterproof paper and dead air space.

Automatic self-closing latches and hinges, self-retaining casters, cleanable flues, provision and ice chambers lined with galvanized steel; removable provision shelves, all-metal ice rack, metal syphon-trap on bottom of waste pipe.

Made in three sizes.

# Brantford *Labrador* Refrigerators



No. 1  
Galvanized Lined  
With Galvanized Shelf

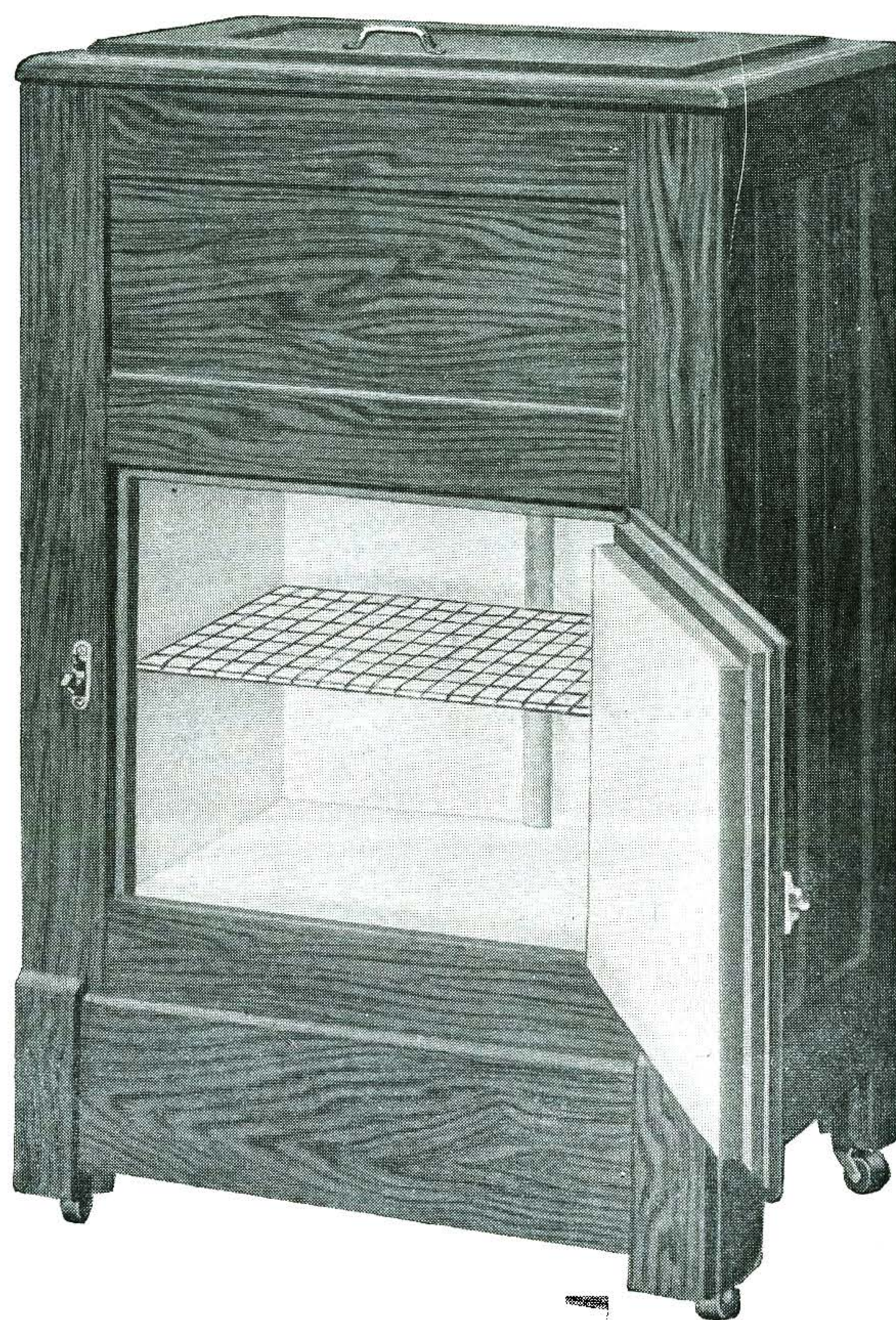
No. 31  
White Enamel Lined  
With Wire Shelf

	Width	Depth	Height
Outside .....	23 <sup>1</sup> / <sub>4</sub> "	16 <sup>1</sup> / <sub>4</sub> "	39 <sup>1</sup> / <sub>4</sub> "
Ice Chamber .....	15 <sup>1</sup> / <sub>4</sub> "	11 <sup>1</sup> / <sub>4</sub> "	10 <sup>3</sup> / <sub>4</sub> "
Provision Chamber .....	18	12	14

No. of Cubic Feet in Provision Chamber—1<sup>3</sup>/<sub>4</sub>  
Ice Chamber will hold 40 lbs. of Ice.  
Size Crated, 10.92 cubic feet. Weight, 95 lbs.

No. 931

No. 931—Same as above, with White Enamel Outside Case.




No. 2  
Galvanized Lined  
With Galvanized Shelf

No. 32  
White Enamel Lined  
With Wire Shelf

	Width	Depth	Height
Outside .....	26 <sup>1</sup> / <sub>4</sub> "	18 <sup>1</sup> / <sub>4</sub> "	41 <sup>1</sup> / <sub>4</sub> "
Ice Chamber .....	18 <sup>1</sup> / <sub>2</sub> "	12 <sup>3</sup> / <sub>4</sub> "	10 <sup>3</sup> / <sub>4</sub> "
Provision Chamber .....	21	13 <sup>3</sup> / <sub>4</sub> "	15

No. of Cubic Feet in Provision Chamber—2<sup>1</sup>/<sub>2</sub>  
Ice Chamber will hold 50 lbs. of Ice.  
Size Crated, 14 cubic feet. Weight, 110 lbs.




No. 4  
Galvanized Lined  
With Galvanized Shelves

No. 34  
White Enamel Lined  
With Wire Shelves

	Width	Depth	Height
Outside .....	29 <sup>1</sup> / <sub>4</sub> "	19 <sup>1</sup> / <sub>4</sub> "	44 <sup>1</sup> / <sub>4</sub> "
Ice Chamber .....	21 <sup>1</sup> / <sub>4</sub> "	13 <sup>1</sup> / <sub>2</sub> "	10 <sup>3</sup> / <sub>4</sub> "
Provision Chamber .....	24	14 <sup>1</sup> / <sub>4</sub> "	18

No. of Cubic Feet in Provision Chamber—3<sup>1</sup>/<sub>2</sub>  
Ice Chamber will hold 75 lbs. of Ice.  
Size Crated, 17<sup>1</sup>/<sub>2</sub> cubic feet. Weight, 130 lbs.

See page 26 for further details



**No. 325-5 White Enamel Lined, Corkboard Insulated  
For Ice or Mechanical Refrigeration**

Not only stores and restaurants, but also creameries and cheese factories have found this to be the ideal size for their requirements. Special attention has been given to the production of a roomy provision chamber with door openings large enough to admit butter boxes, lard tubs, cheese boxes and other large articles. At the same time this refrigerator is provided with a good big ice chamber so that a plentiful supply of cold air in the provision chamber is assured.

The case is Ash, finished rich, dark golden oak, 2" Corkboard Insulation, 3 thicknesses of glass in the doors. A very handsome and well built refrigerator.

**DIMENSIONS**

	Width	Depth	Height
Outside .....	44½"	27¼"	70
Ice Chamber .....	26¾"	21¼"	19
Provision Chamber .....	39	21¼"	36¾"

Door Openings—Ice Chamber 14¾ x 24.

Provision Chamber 17 x 36¾. Ice Chamber will hold 200 lbs. of Ice.

Interior capacity including ice chamber, 29 cubic feet.

Size Crated, 60 cubic feet. Shipping Weight, 350 lbs.

Glass in two lower doors.

## Larger Refrigerators for Grocers, Butchers, Clubs, Institutions, Hotels, Etc.


**T**HE refrigerators shown on the next three pages are designed for use with mechanical refrigeration units or with ice whichever is desired. The insulation is 2 in. corkboard, sealed in hydro-lene, all doors are fitted with air-tight rubber gaskets, all models are equipped with hanger bolts and have hole provided in the back of the ice or unit compartment.

Case built of ash, finished golden. Heavy solid brass nickel-plated automatic self-closing latches and strong hinges. Glass-door models have three thicknesses of glass in each glass door, with air spaces between.

Taken altogether, this line of refrigerators cannot be equalled for quality and efficiency.

**LARGER SIZES**—We also manufacture larger sizes than these, and walk-in butcher refrigerators any special size required. If interested in models larger than No. 0261 write for special catalogue on Commercial Refrigerators.

# Brantford Grocer Refrigerators



Ash Varnish  
White, Two Priming Coats


Model 011  
Model 7-011

Codeword—Globe  
Codeword—Gauge

### DIMENSIONS

	Width	Depth	Height
Exterior .....	40 <sup>3</sup> / <sub>4</sub> "	27 <sup>1</sup> / <sub>4</sub> "	63 <sup>1</sup> / <sub>2</sub> "
Cooling Unit Compartment .....	17 <sup>1</sup> / <sub>4</sub>	20	27 <sup>1</sup> / <sub>2</sub>
Cooling Unit Door Opening .....	15		26 <sup>7</sup> / <sub>8</sub>

Total Capacity, 20 cubic feet.  
Shelf Area (including bottom), 15.50 sq. ft.  
Insulation, 2" Pure Corkboard.  
Size Crated, 55 cubic feet. Shipping Weight, 500 lbs.



Ash Varnish

Model 012

Codeword—Graph


### DIMENSIONS

	Width	Depth	Height
Exterior .....	40 <sup>3</sup> / <sub>4</sub> "	28 <sup>1</sup> / <sub>4</sub> "	63 <sup>1</sup> / <sub>2</sub> "
Cooling Unit Compartment .....	17 <sup>1</sup> / <sub>4</sub>	20	27 <sup>1</sup> / <sub>2</sub>
Cooling Unit Door Opening .....	15		26 <sup>7</sup> / <sub>8</sub>

Total Capacity, 20 cubic feet.  
Shelf Area (including bottom), 15.50 sq. ft.  
Insulation, 2" Pure Corkboard.  
Size Crated, 55 cubic feet. Shipping Weight, 500 lbs.

See general description on opposite page

# Brantford Grocer Refrigerators



Ash Varnish                      **Model 021**                      Codeword—Gouge

**DIMENSIONS**

	Width	Depth	Height
Exterior .....	59"	28 <sup>1</sup> / <sub>4</sub> "	63 <sup>1</sup> / <sub>2</sub> "
Cooling Unit Compartment .....	19 <sup>1</sup> / <sub>8</sub>	20	27 <sup>1</sup> / <sub>2</sub>
Cooling Unit Door Opening .....	15		26 <sup>7</sup> / <sub>8</sub>

Total Capacity, 30 cubic feet.  
 Shelf Area (including bottom), 28.82 sq. ft.  
 Insulation, 2" Pure Corkboard.  
 Size Crated, 81 cubic feet. Shipping Weight, 540 lbs.

**Model 7-021**

Codeword—Gaily  
 Same sizes as above—Case, soft maple. Finish, two White Priming Coats.



Ash Varnish                      **Model 022**                      Codeword—Game

**DIMENSIONS**

	Width	Depth	Height
Exterior .....	59"	28 <sup>1</sup> / <sub>4</sub> "	63 <sup>1</sup> / <sub>2</sub> "
Cooling Unit Compartment.....	19 <sup>1</sup> / <sub>8</sub>	20	27 <sup>1</sup> / <sub>2</sub>
Cooling Unit Door Opening.....	15		26 <sup>7</sup> / <sub>8</sub>

Total Capacity, 30 cubic feet.  
 Shelf Area (including bottom), 28.82 sq. ft.  
 Insulation, 2" Pure Corkboard.  
 Size Crated, 81 cubic feet. Shipping Weight, 540 lbs.

**Model 7-022**

Codeword—Gait  
 Same sizes as above—Case, soft maple. Finish, two White Priming Coats.

*See general description on page 28*



# Brantford Grocer Refrigerators



**Model 026-1**

Ash Varnish

Codeword—Gale

**DIMENSIONS**

	Width	Depth	Height
Exterior .....	65"	30 <sup>1</sup> / <sub>4</sub> "	71 <sup>3</sup> / <sub>4</sub> "
Cooling Unit Compartment .....	21	22	32
Cooling Unit Door Opening .....	17		31 <sup>1</sup> / <sub>2</sub>

Total Capacity, 43.5 cubic feet.  
 Shelf Area (including bottom), 35.68 sq. ft.  
 Insulation, 2" Pure Corkboard.  
 Size Crated, 104 cubic feet. Shipping Weight, 720 lbs.

**Model 7-026-1**

Codeword—Gash

Same sizes as above—Case, soft maple. Finish, two White Priming Coats.



**Model 026-2**

Ash Varnish

Codeword—Gang

**DIMENSIONS**

	Width	Depth	Height
Exterior .....	65"	30 <sup>1</sup> / <sub>4</sub> "	71 <sup>3</sup> / <sub>4</sub> "
Cooling Unit Compartment .....	21	22	32
Cooling Unit Door Opening .....	17		31 <sup>1</sup> / <sub>2</sub>




Total Capacity, 43.5 cubic feet.  
 Shelf Area (including bottom), 35.68 sq. ft.  
 Insulation, 2" Pure Corkboard.  
 Size Crated, 104 cubic feet. Shipping Weight, 720 lbs.

**Model 7-026-2**

Codeword—Gauze

Same sizes as above—Case, soft maple. Finish, two White Priming Coats.

See general description on page 28.



## Other Ruddy Products

In addition to Household Refrigerators we manufacture several other high-grade products which are shown in separate catalogues. We will be glad to send catalogues and complete information on any of our products which are listed below.

Large Commercial Refrigerators, Butchers' Counters, Cafeteria and Market Equipment, Cold Storage Doors, Butchers' Walk-in Refrigerators, etc.  
Screen Doors, Window Screens, Combination Storm and Screen Doors, Window Ventilators.  
Electric Ice Cream Cabinets for any type of unit.

Kitchen Cabinets and Tables.  
Bed Springs, Cots, Couches, Davenports, etc., Hammock Couches.  
Beekeepers' Supplies, Hives, Sections, Honey Extractors, Cans, Comb Foundations, etc.

